

RECEIVED

NOV 19 2020

INTRADEPARTMENTAL CORRESPONDENCE

POLICE COMMISSION

November 24, 2020
8.4

TO: The Honorable Board of Police Commissioners

FROM: Chief of Police

RECEIVED
RICHARD M. TEFARIK
EXECUTIVE DIRECTOR
DATE 11/19/20

SUBJECT: SUPPLEMENTAL POLICE ACCOUNT THIRD QUARTERLY REPORT
(JULY THROUGH SEPTEMBER 2020)

RECOMMENDED ACTIONS:

1. That the Board of Police Commissioners (Board) REVIEW and APPROVE the attached Supplemental Police Account (SPA) Third Quarterly Report.
2. That the Board TRANSMIT this report to the City Council and to the Office of the City Controller to comply with the provisions of Chapter 120, Section 5.520 of the Los Angeles Administrative Code.

DISCUSSION


Attached is a statistical recapitulation of Information/Contraband line item expenditures under the miscellaneous operational expenses category showing six SPA expenditures in which drugs or assets were seized, Attachment No. 1. These expenditures resulted in one arrest and the seizure of \$30.00 in United States currency. In addition, 641.60 grams of narcotics were seized. Any seized or forfeited property that was placed into service by the Los Angeles Police Department during this quarter will appear on this attachment. Attachment No. 2 is a year-to-date comparison of SPA seizures for the last five years. Attachment No. 3 is a report from Fiscal Group detailing expenses incurred from the Council-approved expenditure plan by the appropriation account. Attachment No. 4 is a fact sheet briefly describing the SPA.

Questions regarding Attachments No. 1 or No. 2 may be referred to Captain Anthony Oddo, Commanding Officer, Gang and Narcotics Division, at (213) 833-3700. Questions regarding Attachment No. 3 or No. 4 may be referred to Police Administrator Thom Brennan, Commanding Officer, Fiscal Group, at (213) 486-8590.

Respectfully,


MICHEL R. MOORE
Chief of Police

Attachments

BOARD OF
POLICE COMMISSIONERS
Approved November 24, 2020
Secretary 

SUPPLEMENTAL POLICE ACCOUNT
QUARTERLY STATISTICAL REPORT
JULY - SEPTEMBER 2020

Type of Expenditure	Amount of Narcotics Seized (Grams)	Arrests	Vehicles Seized	Cash Seized	Guns Seized	Number of Expenditures	Amount Expended
Information/Contraband	641.60	1	0	\$30.00	0	6	\$7,719.00
TOTAL	641.60	1	0	\$30.00	0	6	\$7,719.00

NARCOTICS SEIZURE AGGREGATE

Narcotics Seized	Amount Seized (Grams)
Cocaine	0.00
Marijuana	628.70
Tar Heroin	0.00
Heroin	11.20
Methamphetamine	1.70
PCP	0.00
Fentanyl	0.00
Fentanyl Pills	0.00
TOTAL	641.60

MONTHLY COMPARISON OF SUPPLEMENTAL POLICE ACCOUNT SEIZURES
(Drug amounts are stated in gross grams)


	Amount Expended	Arrests	Powder Cocaine	Heroin	Tar Heroin	Marijuana	Rock Cocaine	PCP	Meth	Fentanyl	Fentanyl Pills	Currency	Guns/Vehicles
January 2020	(\$870.00)	14	9.29	0.00	2.65	651.37	28.06	0.00	455.44	0.00	0.00	\$2,780.00	0 0
February 2020	\$1,800.00	0	0.00	0.00	0.00	0.00	0	0.00	0.00	0.00	0.00	\$0.00	0 0
March 2020	\$0.00	0	0.00	0.00	0.00	0.00	0	0.00	0.00	0.00	0.00	\$0.00	0 0
April 2020	\$0.00	0	0.00	0.00	0.00	0.00	0	0.00	0.00	0.00	0.00	\$0.00	0 0
May 2020	\$0.00	7	0.00	18.74	0.00	36,144.10	1.7	0.00	133.87	0.00	0.00	\$3,056.30	0 0
June 2020	\$59,997.00	12	28.24	1,375.89	2,627.55	0.00	13.04	0.00	101,286.99	717.00	9,900.00	\$19,977.00	0 0
July 2020	\$0.00	0	0.00	0.00	0.00	0.00	0	0.00	0.00	0.00	0.00	\$0.00	0 0
August 2020	\$0.00	0	0.00	0.00	0.00	0.00	0	0.00	0.00	0.00	0.00	\$0.00	0 0
September 2020	\$7,719.00	1	0.00	11.20	0.00	628.70	0	0.00	1.70	0.00	0.00	\$30.00	0 0
TOTALS	\$68,646.00	34	37.53	1,405.63	2,630.20	37,424.17	42.8	0.00	101,878.00	717.00	9,900.00	\$25,843.30	0 0
January 2019	\$29,364.00	23	29.70	1,072.10	0.46	1,097.26	98.54	0.00	495.91	0.00	0.00	\$7,493.00	5 0
February 2019	\$3,225.00	17	0.00	0.00	0.50	9,778.99	1.3	0.00	58.40	0.00	0.00	\$471,048.00	5 0
March 2019	\$9,050.00	22	0.00	0.00	11.60	14.12	38.39	0.00	304.68	0.00	0.00	\$16,437.00	0 0
April 2019	(\$1,042.00)	1	0.00	0.00	1.51	0.00	22.61	0.00	65.65	0.00	0.00	\$44.00	0 0
May 2019	\$14,590.00	5	0.00	2,000.00	0.00	9.48	71	0.00	7,729.21	0.00	0.00	\$6,367.00	3 0
June 2019	\$8,679.35	8	106.60	2.80	14.30	67.60	0	0.00	143.40	0.00	0.00	\$1,461.00	1 0
July 2019	\$17,093.00	11	0.00	1,234.00	1.78	414.23	4580.38	0.00	1,295.20	0.00	0.00	\$86,902.00	0 0
August 2019	\$17,950.00	4	0.00	2,154.28	0.00	0.00	0	0.00	0.00	0.00	0.00	\$0.00	1 0
September 2019	\$35,410.00	2	45.30	0.00	0.00	0.00	22.39	0.00	59,003.78	0.00	0.00	\$12,500.00	0 0
October 2019	\$30,300.00	3	0.00	988.83	0.00	0.00	0	0.00	76,774.97	0.00	0.00	\$1,800.00	0 0
November 2019	\$0.00	0	0.00	0.00	0.00	0.00	0	0.00	0.00	0.00	0.00	\$0.00	0 0
December 2019	(\$106.00)	11	9.59	4.13	0.00	60.60	59.25	0.00	192.04	0.00	0.00	\$2,298.00	0 0
TOTALS	\$169,019.35	107	191.19	7,456.14	30.15	11,442.28	4893.86	0.00	146,063.24	0.00	0.00	\$606,350.00	15 0
January 2018	\$15,360.00	16	4.80	170.78	0.00	286.86	6.3	0.00	356.94	0.00	0.00	\$8,959.00	0 0
February 2018	\$2,774.55	1	11.61	0.00	0.00	0.00	10.05	0.00	30.12	0.00	0.00	\$36,669.00	0 0
March 2018	\$5,000.00	26	0.00	0.88	9.18	143.82	45.19	0.00	6,299.29	0.00	0.00	\$1,687.00	1 0
April 2018	\$11,200.00	10	0.00	0.00	0.00	36.30	7.4	0.00	267.40	0.00	0.00	\$6,281.00	0 0
May 2018	\$2,000.00	19	8.51	64.15	0.00	0.00	20.41	0.00	29.12	0.00	0.00	\$23,086.00	0 0
June 2018	\$2,425.00	0	0.00	0.00	0.00	0.00	0	0.00	0.00	0.00	0.00	\$0.00	0 0
July 2018	\$12,350.00	27	509.21	4.07	1.70	338.16	55.74	0.00	4,478.28	0.00	0.00	\$24,642.00	4 0
August 2018	(\$750.00)	10	0.00	0.00	0.00	0.00	35.1	0.00	80.12	0.00	0.00	\$850.00	1 0
September 2018	\$5,200.00	2	19.41	3.75	488.83	3.17	7.01	0.00	355.11	0.00	0.00	\$13,465.00	3 0
October 2018	\$10,008.00	16	3.37	0.00	20.85	90.33	178.66	124.51	130.22	0.00	0.00	\$14,226.00	6 0
November 2018	\$2,500.00	0	0.00	0.00	0.00	0.00	0	0.00	0.00	0.00	0.00	\$0.00	0 0
December 2018	\$7,000.00	9	0.00	20.93	20.40	11,629.19	11.8	0.00	45.23	0.00	0.00	\$9,640.00	0 0
TOTALS	\$75,087.55	136	558.91	264.36	520.96	12,527.83	377.66	124.51	12,071.83	0.00	0.00	\$139,505.00	15 0
January 2017	\$24,037.00	29	61.07	0.39	12.27	180.54	326.84	0.00	11,449.10	0.00	0.00	\$10,233.00	1 0
February 2017	\$12,190.00	55	524.01	10.92	90.40	14,657.14	507.81	15.38	247.15	0.00	0.00	\$47,630.00	5 0
March 2017	\$16,931.00	4	0.00	1.36	0.00	4.32	161.87	0.00	11.62	0.00	0.00	\$4,570.00	2 0
April 2017	\$18,040.00	52	42.16	64.23	2.93	109,000.98	157.65	24.82	11,923.41	0.00	0.00	\$115,213.00	6 0
May 2017	\$9,420.00	9	7,702.34	0.00	0.00	2,433.94	481.33	33.39	175.46	0.00	0.00	\$22,207.23	21 0
June 2017	\$14,963.00	21	2,557.51	73.00	0.00	2,788.56	93.26	46.10	4,571.06	0.00	0.00	\$21,628.00	0 0
July 2017	\$3,010.00	0	0.00	1.14	0.00	13,970.57	0	0.00	0.00	0.00	0.00	\$0.00	10 0
August 2017	\$13,630.00	47	69.60	60.60	0.00	12,345.35	91.81	0.00	3,163.59	0.00	0.00	\$19,177.00	8 0
September 2017	\$13,115.00	27	602.99	2,632.08	32.59	19,087.27	127.19	51.85	164.29	0.00	0.00	\$30,843.00	5 0
October 2017	\$6,950.00	0	0.00	0.00	0.00	0.00	0	0.00	0.00	0.00	0.00	\$0.00	0 0
November 2017	\$22,550.00	19	15.44	0.00	39.14	5,733.44	259.29	0.00	1,895.65	0.00	0.00	\$8,131.00	4 0
December 2017	\$5,200.00	0	0.00	0.00	0.00	0.00	0	0.00	458.75	0.00	0.00	\$0.00	0 0
TOTALS	\$159,336.00	263	11,575.12	2,843.72	177.33	180,202.11	2207.05	171.54	34,080.08	0.00	0.00	\$279,632.23	62 0
January 2016	\$10,894.00	15	40.14	175.01	0.00	2,342.88	200.14	0.00	46.88	0.00	0.00	\$15,096.00	4 0
February 2016	\$6,456.00	17	33.17	0.00	83.25	14.01	934.56	7.70	319.32	0.00	0.00	\$23,097.00	0 0
March 2016	\$12,310.00	13	20.84	117.55	55.76	4,611.62	39.12	217.24	152.50	0.00	0.00	\$72,587.00	7 0
April 2016	\$1,000.00	7	2.98	6.30	0.00	572.18	116.48	0.00	114.88	0.00	0.00	\$1,754.00	3 0
May 2016	\$18,240.00	17	17.70	0.00	42.40	294.92	15.89	26.18	15,483.52	0.00	0.00	\$7,710.00	2 0
June 2016	\$22,058.00	45	24.80	1,661.31	39.51	321.41	38.07	58.36	87.57	0.00	0.00	\$227,452.00	0 0
July 2016	\$13,400.00	7	4.62	0.00	3.10	68.90	60.83	0.00	0.00	0.00	0.00	\$324.00	3 0
August 2016	\$18,500.00	6	336.04	161.94	15.22	7,182.47	13.77	4.57	7,989.39	0.00	0.00	\$53,234.00	1 0
September 2016	\$23,870.00	19	0.00	0.88	0.00	95.69	59.33	0.00	1.16	0.00	0.00	\$878.00	2 0
October 2016	\$4,600.00	7	4.52	0.00	0.00	0.00	223.01	0.00	24,069.07	0.00	0.00	\$17,059.00	3 0
November 2016	\$25,400.00	0	5.75	0.00	0.00	0.00	0	0.00	0.00	0.00	0.00	\$119,266.00	0 0
December 2016	\$4,749.41	0	0.00	0.00	0.00	0.00	263.36	0.00	3,409.32	0.00	0.00	\$4,260.00	0 0
TOTALS	\$161,477.41	153	490.56	2,122.79	239.24	15,504.08	1964.36	316.05	51,678.41	0.00	0.00	\$542,717.00	25 0

NOTE: This report only reflects the amount of activity directly attributed to SPA expenditures in the Information/Contraband line item under the miscellaneous operational expenses category during the respective reporting period.

LOS ANGELES POLICE DEPARTMENT
SUPPLEMENTAL POLICE ACCOUNT QUARTERLY EXPENDITURE REPORT
 September 30, 2020


	Budgeted Appropriation	Previous Accumulated Expenditure as of 6/30/2020	Current Quarter Expenditure (07/01/2020- 09/30/2020)	Remaining Appropriation as of 9/30/2020	
SPA XXIX - FY 2015/16					
M403 - SPA - Equipment	551,850.00	462,841.44	600.00	\$ 88,408.56	44D, 44F
M404 - SPA - Travel & Training	351,091.00	324,561.72	-	\$ 26,529.28	44D
M402/6 - SPA - Misc Operational Exp	597,059.00	536,263.30	8,790.88	\$ 52,004.82	44D
SPA XXX - FY 2016/17					
N402 - Supplemental Police Account	228,410.00	181,000.00	47,410.00	\$	44D
N403 - Supplemental Police Account	519,020.00	418,807.87	2,880.50	\$ 97,331.63	44D
N404 - SPA - Travel & Training	344,889.00	291,027.84	-	\$ 53,861.16	44D
N406 - SPA - Misc Operational Exp	407,681.00	339,279.06	711.80	\$ 67,690.14	44D
SPA XXXI - FY 2018/19					
RP43 - SPA - Equipment	422,163.00	195,514.33	44,880.55	\$ 181,768.12	44D
RP44 - SPA - Travel & Training	429,591.00	253,794.38	-	\$ 175,796.62	44D
RP46 - SPA - Misc Operational Exp	648,246.00	264,640.97	64,367.71	\$ 319,237.32	44D
SPA XXXII - FY 2020/21					
70TR42 - Supplemental Police Account	181,000.00	-	-	\$ 181,000.00	44D
70TR43 - SPA - Equipment	625,250.00	-	-	\$ 625,250.00	44D
70TR44 - SPA - Travel & Training	278,518.00	-	-	\$ 278,518.00	44D
70TR46 - SPA - Misc Operational Exp	415,232.00	-	-	\$ 415,232.00	44D, 44F
SPA XXXIII - BFY 2019/20*					
S402 - Supplemental Police Account	1,500,000.00	-	-	\$ 1,500,000.00	44D
SPA XXXIV - BFY 2020/21*					
T402 - Supplemental Police Account	1,500,000.00	-	-	\$ 1,500,000.00	44D
TOTAL	9,000,000.00	3,267,730.91	169,641.44	5,562,627.65	

Note: *SPA plans for BFY 2019/20 and BFY 2020/21 are not approved yet.

Prepared by: 
 Senior Accountant II

Date

10/19/2020

Approved by: 
 Principal Accountant II

Date

10/21/20

FACT SHEET
SUPPLEMENTAL POLICE ACCOUNT

The Supplemental Police Account (SPA), within the Forfeited Asset Trust Fund, is an annual allocation of \$1.5 million made to the Los Angeles Police Department (LAPD) in accordance with Administrative Code Chapter 120, Section 5.520. Actual disbursement of these funds can occur only after expenditure plans are submitted to and approved by the Mayor and City Council. With Department management input, Fiscal Group (FG) prepares the annual expenditure plans based upon operational needs. The expenditure plans are allocated into three categories: Miscellaneous Operational Expenses, Equipment, and Travel and Training. Allocations vary annually among these categories. Each category includes an addendum detailing the items for which the funds will be used.

Funds in the category of Miscellaneous Operational Expenses are used to support division-specific law enforcement activities. A significant amount is earmarked for the purchase of narcotics and payment of informants, both important law enforcement tools that reap tremendous gains in the area of drug enforcement. Funding in this category is also provided to support various telecommunications and investigative expenses including vehicle leases, cellular and surveillance services, veterinary services, and range fees for specialized training.

Funds in the category of Equipment are used to purchase necessary safety and support equipment for various Department supplemental police operations.

Funds in the category of Travel and Training are used to send Department personnel to various locations for work-related travel and training.

Prepared by:

MA Maritoni Cabote
Asset Forfeiture Investigative Detail
Gang and Narcotics Division